

W GREEN COUNTRY WATERCOLOR SOCIETY



BOX 33435, TULSA, OK 74153

| greencountrywc.com

Next General Meeting: February 9, 2023

Green Country Watercolor Society meets at 10:00 am, the 2nd Thursday of the month. The meeting is held at the South Tulsa Baptist Church (102nd and Sheridan), Door is on the back side of the building (west side).

Links

[Website](#)
[Twitter](#)
[Pinterest](#)
[Newsletter Archives](#)

Green Country Watercolor Society
P.O. Box 33435
Tulsa, OK 74153
Jim Buchan - Contact

From Robert Freeman, President

Let me start out by saying thank you to everyone! You all have always been so welcoming to me. When I first joined GCWS, you all accepted me and encouraged me to trust my instincts while continuing to explore new ideas and techniques in watercolor. That has been invaluable to me as a budding artist. My hope is that GCWS can continue to be that kind of support and encouragement to everyone, wherever you are in your journey.

As we all look forward to 2023, I just know it can be a great year for all of us!

Robert Freeman



Jim Buchan Appreciation

Jim Buchan, the outgoing president, was presented with a token of appreciation by Robert Freeman, the current president. Jim has served as president of GCWS for the past seven and a half years and has devoted many hours of hard work in service to our watercolor society. He also taught over a dozen of his popular "Almost Free Workshops" over the years. Jim Buchan, we appreciate your commitment to the GCWS.



2023 Workshop by Tony Couch

Green Country Watercolor Society is pleased to welcome internationally known artist and instructor Tony Couch! A three-day workshop will be held April 12, 13, and 14, 2023, at St. Pius X Church, 1727 S. 75th E. Ave., Tulsa, Oklahoma.





This will be a thorough workshop for all levels, with Tony doing a full-sheet demonstration painting each morning, plenty of time for you to paint in the afternoon, and a critique at the end of the day of all the work done that day.

He'll unravel much of the "mystery" surrounding design while he shows you how to make your paintings fresh and crisp—and he'll make color much simpler for you, too. Many students have said they have learned more in one day at one of these workshops than in four years of art school!

Tony Couch's watercolor instruction articles have appeared in "Palette Talk," "American Artist," "Australian Artist," "Northlight," "Watercolor Magic," and "The Artist" magazines. His work is included in twelve art instruction articles and publications by other artists in the United States, Australia, and the UK. He has produced 10 "How To" videos and DVDs, some of which are used in colleges and in various state educational systems. Tony conducts workshops throughout the US and abroad.

[Registration Information](#)

[Supply List](#)

<https://greencountryws.com>

Learn more about Tony Couch on his website: www.tonycouch.com



Watercolor Class for Beginners

Jim Buchan returns to BAA for a 3 hour Beginners Class!

Tuesday, March 7 / Noon – 3 pm / Cost: \$55

Jim Buchan returns to BAA for a three-hour guided watercolor class. The class is tailored for beginning watercolor painters, but ALL levels are welcome.

Jim will demo each step and then give participating artists time to do that step on their own painting. Students will learn watercolor techniques while they complete one painting and have a great time in a casual atmosphere! Jim is super helpful, engaging, and fun!

Jim has been painting in watercolors for 50 years and has studied with Hugh Walkingshaw, Charles Reid, Nita Engles, and other nationally known artists. He is the former president of the Green Country Watercolor Society in Tulsa, and teaches classes in Tulsa and surrounding areas.



[LEARN MORE](#)



Watercolor In Review

SHERRY GRAINGER

Sherry is a 7 year member of GCWS and currently co-chairs Programs for the Society. Sherry has been painting in watercolor since 1969, when she studied with the late Irving Shapiro at the American Academy of Art in Chicago, IL. Sherry loves trying new colors and methods, so she will be reviewing those things for everyone's information.

Original Quin Gold



With the start of the new year, we are going to take a look at what's been happening to Quinachradone Gold. Some of us may be aware that the original Quin Gold pigment, PO49, was discontinued. When Daniel Smith used up the last of their supply, it vanished into history. Artists the world over were dismayed because of Quin Gold's wide and deep popularity with them. It was a bright, hot, brilliant color that was also a champion mixer. So as they did with Manganese Blue, manufacturers of artist's paints quickly developed alternative formulations to come close to the original. However, this time, they did not add the words "Hue" or "Tint" or "Mixture" to the name to indicate the paint was not the original. If you must have the original, at this time, various Etsy shops offer half and full pans of it.

Some of these Quin Gold offerings contain as many as three different pigments. This becomes a problem when mixing because one or all of those pigments may not mix at all well with the pigment(s) an artist has chosen for their mixture. The table below lists the current (and future) formulations published by four professional watercolor paint manufacturers.

Brand	Pigments
Daniel Smith	PO48, PY150
Winsor Newton	PR206 (changing to PR179 soon), PV19, PY150
Sennelier	PY150, PR206, PR101
Holbein	PY150/PO48

So artists now have to decide what to do about Quin Gold and its place on their palettes. The choices are:

- Remove Quin Gold from the palette altogether.
- Pick a brand/formulation and learn to use it in mixtures.

- Purchase half or full pans of the paint on Etsy.
- Option 4, which is what this author recommends.

Option 4

Use up or donate any existing supplies of Quin Gold that are NOT the original. Switch to M. Graham's Nickel Quinacradone Gold (PY048, PY150), which has the same pigment components as Daniel Smith and Holbein. Why switch to M. Graham if the pigments are the same? Because M. Graham has emphasized the Nickel Azo component in the ratios of their mix, which makes it brighter, hotter, and it mixes more nearly the way traditional Quin Gold did.

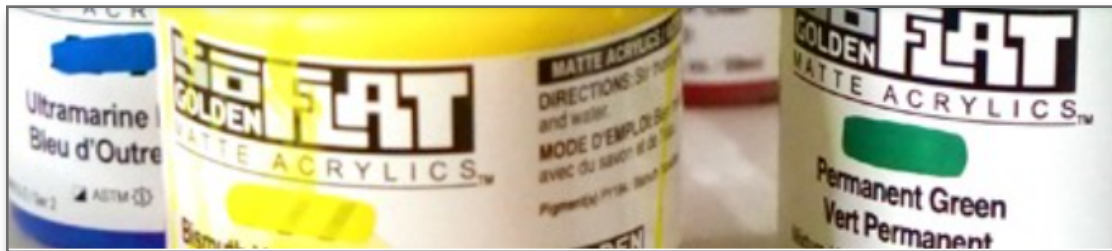
P.S. If you have any suggestions on materials or techniques for review or you have an idea or request for a meeting program, please email Sherry at wtrclrppr@yahoo.com.

P.S. If you have any suggestions on materials or techniques for review, or you have an idea or request for a meeting program, please email Sherry at wtrclrppr@yahoo.com.



February Program...

GOLDEN Acrylics free lecture



Golden Artist Colors

Green Country Watercolor Society is pleased to announce an upcoming February visit to our monthly meeting by Justin Burns, who is a Golden Artist Colors representative. Justin is an acrylics artist living and working in the Dallas area. So please join us for his presentation on February 9, 2023, at 10 a.m. at South Tulsa Baptist Church Fellowship Hall, 10310 S. Sheridan Rd., Tulsa.

The GOLDEN Acrylics FREE lecture and demonstration is a fun, informative, educational, and fast-paced presentation of all the products GOLDEN has to offer. The lecture will cover information about the different types of acrylic paints, mediums, gels, pastes, and grounds that can be utilized with watercolor. We go over preparing a variety of surfaces for watercolor. Creating texture and even applying watercolor on materials you may not have expected to work on with watercolor. Golden's line of watercolor is QoR and the lecture will also cover a technical review of acrylics and their varied application possibilities. This lecture will hopefully give you some new insights that can be added to your creative process. All participants will receive a QR CODE and Event code to get free samples sent to their home or business.



Painting Studio

All Painting Studio sessions will be on the fourth Wednesday of each month (unless otherwise noted) at St. Pius X Church Activity Center, 1717 S. 75th East Ave., Tulsa. A sign will be posted at the south door of the activity center, which is closest to the parking lot. Thank you, Jo Lynch, Judy Gregg, and St. Pius Church.



Workshop News!

Our talented member and last year's Best in Show winner, Sherry Grainger, has graciously agreed to present a workshop for the group this year. Details to come!

Also, please head over to our Facebook page and click the link to take the survey on workshop interests. We'd like your input! <https://www.facebook.com/okwatercolor>

Becky Brady. —❖—

GCWS 2023 Annual Membership Show

WHAT YOU NEED TO KNOW!!

April 13 (Our normal monthly meeting) - LAST OPPORTUNITY TO ENTER!!!
A few exceptions MAY be allowed - sickness, etc. - see Jim Buchan.

Cost 1st painting- FREE!!; 2 paintings-\$10; 3 paintings- \$15

May 2 (Tuesday) - DELIVERY OF ART/PAINTINGS- 10:00 a.m. - Noon Location:
Arts @ 302. 918-936-2806. 302 S Main, Broken Arrow, OK

Hanging Noon to finish

Judging 3:00 to 5:00

Announcements of winners (Hopefully around 5:00).
Jim will contact everyone by cell phone.

MAY 4 RECEPTION - (Thursday) - 6:00pm - 7:30pm - location: ARTS@302 ***

May 30 (Tuesday) — Pick up art/paintings

*** **Additional info about our reception...** Art@302 will provide iced tea, ice water, plates, cups, utensils & tables. GCWS will be responsible for several plates of finger foods. Will need a few to volunteer - GCWS will reimburse you.

Please thank: Jim Owens— past show chair, Jeanette Hooks and Teri Neil— outstanding job with our prizes, and finally, treat me with kindness - my 1st time being chair of this very important event!

Jim Buchan,

Vice President, Annual Membership Show




BOOK REVIEW

By Jim Grisham

LORING W. COLEMAN 1918-2015

Living & Painting in a changing New England



"I received this book as a Christmas gift and have loved every minute of it." *Jim Grisham*

The book is an autobiography about an artist, teacher, military man, husband, and father and the man who excelled in each of these areas. Originally an oil painter, Loring Coleman converted to watercolor and was an excellent painter in both mediums.

Loring Coleman was born in Chicago amid the times of gangsters like Al Capone, whom Loring describes seeing getting off an elevator in a Chicago department store. Loring's sense of humor is evident as he describes his life from childhood to passionate painter and teacher of painting.

The second half of the book is dedicated to pictures of 50 of his paintings. Loring describes how and where he found the subject and why he chose to paint each painting. His painting career was cut short in 2008 when he suffered an eye hemorrhage and lost most of his vision in that eye. However, he continued to lecture and attend art functions until his death in 2015 at the age of 97.

As crazy as it sounds, I found this book at Ollie's in Tulsa, but I would consider loaning it to others to read.

Jim Grisham



is for cold pressed. Of the three general watercolor paper finishes, cold pressed is the most ubiquitous. This makes sense because it is the middle of the three finishes. Cold pressed paper generally has a low even grain, which provides for watercolor effects such as granulation along with smooth glazing and fine lines.


Sherry Grainger

The Evolution of Watercolor — A Closer Look

[YouTube Video](#)

The history of watercolor in its various forms dates back far beyond what most people think. Through the eyes of an artist, viewers trace watercolor's roots from early cave paintings, to Michelangelo, to the Impressionists, and into the 20th century.

<https://youtu.be/ZJi8ZZOjfXY>



Announcements

- ◆ **Newsletter** - Information and news items you would like to include in our newsletter is encouraged. Please send your content to Dennis Crouch. crouch_777@yahoo.com
- ◆ **Teresa Herndon's** class at Ziegler's has expanded to include a Beginners class on Monday afternoons, starting on January 9th. There are several openings. The Intermediate class is still on Wednesday afternoons, starting on January 11th, and there are one or two openings.
- ◆ **Robert Freeman** is teaching a Drawing and Sketching class at Zeigler's. It is a 6 week session, 10 a.m. to 12 p.m. on Fridays, starting January 27. Text Robert for more information at 918-231-4615.
- ◆ **Becky Brady**, Social Media and Website chairman, invite members to send items to her that she can include in upcoming issues.
- ◆ Please send GCWS info and correspondence to the appropriate board member listed below. Contact information is listed in the 2022 Roster.

2023 Green Country Watercolor Society Board

Officers

President: *Robert Freeman*

Treasurer: *JoAnn Krueger*

Secretary: *Jane Holt*

Vice President, Annual Membership Show: *Jim Buchan*

Vice President, Shows: *Jim Owens*

Vice President, Workshops: *Kay Hays & Jeanette Hooks*

Members at Large: *Catherine Johnson & Sherry Grainger*

Chairs

Communications Chair: *Jim Grisham*

Library Chair: *Judy Gregg*

Program Planning Chair: *Catherine Johnson & Sherry Grainger*

Raffle Chair: *Linda Behnken*

Other Positions

Newsletter: *Dennis Crouch*

Facebook: *Jan Eckardt Butler*

Painting Studio at St Pius: *Judy Gregg, Jo Lynch*

Publicity: _____

Name tags: *Sherry Grainger*

Paint Outs & Road Trips: *Donna Whitsitt*

Show Awards: *Terri Neil, Sherry Grainger, Jeanette Hooks*

Website: *Becky Brady*

2022 Award Contributors

Ampersand Art Supply | Blick Art
Materials | Cheap Joe's Art Stuff |
Golden Artist Colors: QoR watercolor |
Grant's Frames | M. Graham | Ziegler
Art & Frame