



BRUSHSTROKES

Green Country Watercolor Society

May 2025

Newsletter

Links

[Website](#)

[Facebook](#)

[Newsletter Archive](#)

Next Meeting: **May 8, 2025**

at **10:00 AM**

on the 2nd Thursday of the month

at Arts@302

302 South Main St., Broken Arrow.

Green Country Watercolor Society

PO Box 33435

Tulsa, OK 74153

Win Noren—[Contact](#)

From the President

Someone recently asked me a great question: "Why is the entry fee for the Member Show double that from last year and why doesn't our annual membership fee cover the cost?" The Member Show is our biggest event of the year - with a \$500 cash prize for Best in Show, a fee for the judge, and other expenses for putting on the event. The GCWS Board set the entry fees in such a way to minimize the overall impact of the costs of the event on the treasury of the society. The entry fees will not cover all the expenses of the Member Show but will go a long way. By charging an entry fee for the Member Show, GCWS has funds from the annual dues that allows us to cover other costs throughout the year such as modest honorariums to non-members who present a program at our general meetings (like Becky Mannschreck and Nancy Harkins).

We have three new members to welcome this month: Sharon, Dianne, and Doug. We will have another great program in May and this month you will want to bring your paints so you can paint along. The flowers are blooming and asking to be painted so go pick up that brush and paint!



JoAnn Krueger is stepping down from the Treasurer position. If you are interested in serving in this capacity, please contact Win Noren.




Want to get to know your fellow members better? Just want to have a good cup of coffee or a pastry with artsy friends? Gather at 9:00 on Thursday, May 8th (before the May meeting) at **Laurannae**, located at **112 West Commercial Street, Broken Arrow**. You can park behind the Arts@302 building and walk north one block through the alley and be at the front door. Hope to see you there!



April 13th Program

with Nancy Harkins



Nancy reminded us that **VALUE** is number 1! Squinting will help you get the values. Detail can be around the center of interest and less detail everywhere else. Planning with the small value sketches that we have heard so much about will help you find the value in your painting. The value sketch does NOT include details. Finally, decide on colors. Nancy uses the back of the painting or any sheet of scrap that you might have to decide on the colors you will use.

She was great showing us the process of painting from top to the bottom. To prevent hard edges forming, wash brush then dry the brush with rag or paper towel. This will smooth out the paint. (See the clouds from the pic below). To dry out your brush, use a paper towel in hand to get it dry.



Thank you Nancy!



MAY 9TH PROGRAM PAINT ALONG WITH SANDY ALCOCK

SandyAllnock.com

Sandy Allnock, a Seattle-based artist, will lead us on a remote paint along.
Her Mission - to see people released into the creativity they were born with.

Supplies for May General Meeting Paint-Along


Paints – suggested colors: Hansa Yellow Light, New Gamboge, Quinacridone Rose, French Ultramarine Blue, Transparent Red Oxide (or Burnt Sienna), Carbazole Violet.

Brushes – suggested brushes: large brush (like a quill or mop such as Escoda Aquario Gold Mop 16), Medium Round (such as DaVinci Maestro round 4), Small Round for grass detail (such as DaVinci Cosmotop round 2), 1” Flat Wash brush (such as Cosmo top Spin Mottler).

¼ sheet of paper taped to a board with sketch of buffalo

Water container, paper towels, etc.

Please see page 4 for details on the May 9th Program




BISON AT SUNSET

with Sandy Allnock

Watercolor
Classes:



Combining photos: We'll be painting this beautiful sky then adding the animal with grasses; you can paint only the sky, if you prefer, or make the buffalo a silhouette, but the technique for this isn't hard!



Prep sketch: draw or trace the bison, add a horizon line. I suggest lowering it more than in my painting. More room for sky, less grasses!

Paper: Arches Cold Press watercolor paper (1/4 sheet size)

Daniel Smith Watercolors:

Hansa Yellow Light
New Gamboge
Quinacridone Rose
French Ultramarine Blue
Transparent Red Oxide
Carbazole Violet

Brushes:


Large brush - quill, mop. The sky needs lots of paint and water! (Escoda Aquario Gold Mop 16)
Medium round (DaVinci Maestro round 4)
Small round for grass detail (DaVinci Cosmotop round 2)

1" Flat Wash brush (Cosmotop Spin Mottler)
Reference photos: point your phone's camera at a QR code and it will link you to the original photo at Unsplash (free).





JERRY WADE



Workshop
on **April 11th** was a **five star event!**

Jim Grisham said, “The class was well attended and the room at the library gave us ample room to paint yet close enough we could visit with each other. Jerry gave us each copies of his painting at our tables and he painted along with us as he explained each portion of the process. He then walked around giving us helpful tips as we worked.”

Sherry Doe said, “Jerry had everyone practice wet on wet and wet on dry techniques. He provided a sketch, as well as, useful information about a color palette and brushes. Jerry likes to use an old brush to paint/dab grasses. He also provided helpful information about painting clouds and trees. This is a scene from near Jerry’s childhood home in southern Illinois. It was also near where I grew up in southern Illinois. It is always fun at workshops to see how each individual uses their talents and techniques in different ways.”



By Sherry Doe

“After the Storm”



Those attending: Jim Buchan, Jim Owens, Win Noren, Judy Block, Sherry Doe, Cristine Bolley, Brenda Liekhus, Doug Hall, Janet Weldeghebriel, Catherine Johnston, Dennis Crouch, Jerry Wade, Carolyn Morningstar, Jim Grisham, Catherine Johnston, JoAnn Krueger.

Meet the GCWS past president—Robert Freeman



Born and raised in Missouri, Robert joined the USAF and served for 6 years in Spain, Korea and the US.

After his service he began his career in chemical research at Conoco Inc. in Ponca City, Ok. Then in 1983, he resigned his position at Conoco and sold his house, to pursue a professional degree in Architecture at OSU. After graduation, he joined a firm in Tulsa and remained in the city until he retired in 2023.

He has enjoyed art and particularly drawing all of his life but was able to hone his skills even further throughout his career in architecture and design. Prior to 2016 most of his graphic work was in pen and ink with design markers for presentations to clients. However, in 2016 his sister, a very accomplished artist and educator in her own right, introduced him to the world of watercolor. It has been his passion ever since.

Initially he worked primarily in sketch books and “Plein Air”. However, after being introduced to GCWS, his world opened up. He met so many talented artists working in so many different ways and in larger formats, not just in a sketchbook. He enjoys the creative process and learning new techniques and ways to explore the world of art! Currently, he is also working in Gouache and mixed media.

Robert teaches Drawing & Sketching classes at Ziegler’s Art & Supply and mentors a Watercolor Studio there as well.

In addition to Green Country Watercolor Society, he is also a member of Alpha Rho Tau Artist Association and the Tulsa Artist Guild.






“Lighten Up, Loosen Up”

August 20-21-22, 2025

Arts@302, 302 Main Street, Broken Arrow, OK 74012



Richard has a true passion for watercolor and enjoys the opportunity to share his knowledge and experience with students of all levels.

Taking a Richard Stephens workshop will be full of informative technical information, entertaining and educational painting demonstrations, and lots of one-on-one time as he helps you through your individual painting process.

A day starts with a short presentation on the “topic of the day” determined by the level and interest of the class. It is not so much a lecture as it is a conversation. Richard encourages feedback and questions as he feels we learn from each other, and that everyone has something important to share.

Richard will demo at least one complete painting demonstration a day. He constantly explains what he is doing, and more importantly, why. Most demonstrations last about an hour and the students learn techniques, creative use of the

“tools” of watercolor such as brush choice and manipulation, color mixing and the water/pigment relationship. There is always strong emphasis on the elements and principles of design.

After the demonstration the students will start on their own paintings or the class will work together on exercises designed to reinforce the theme, “Lighten Up, Loosen Up”. Richard offers individual advice as per subject selection, designing the image on the page and technique based on the unique style and goal of each student.

In summary, a Richard Stephens workshop is informative, challenging, and fun! It is not about competition or turning out a great painting during the workshop, it’s about being exposed to a process of

- **Three-day workshop will be August 20-21-22 with a cost of \$350—non-members \$400**
- **Registration for the workshop:** <https://www.hisawyer.com/arts-302/schedules/activity-set/1408303>
- **A free evening seminar will be held August 21st at Hardesty Library Auditorium**





GCWS 21st ANNUAL JURIED MEMBER SHOW IS COMING UP FAST!

June 7th — July 31st, 2025

—Thomas K. McKeon Center for Creativity—
910 S Boston Ave. In Tulsa

Artists Reception & Awards Ceremony

Thursday, June 12th
4:00 to 6:00 p.m.

Refreshments, Door Prizes and Awards!

New this year!

- 1) Members Raffle
- 2) Newbie Award
- 3) People's Choice award!

Bring friends and family. Original artwork on sale. **See you there!**



Pic is Jo Lynch's —
Best of Show 2024

Set up will be Friday, June 6th at
10:00 A-H; 10:15 I-P; 10:30 Q-Z

Please support our 2025 sponsors!

Best of Show —\$500 cash prize

Contact —Terri Neil or Brenda Liekhus — Photosoflight@gmail.com



HOLBEIN

BLICK
art materials



Our library is a great resource

— we want you to use it!

- ◆ Please look for books you have checked out and still have at home.
- ◆ Returns should be placed in the box.
- ◆ Very important to place your name on a sticky and place inside the book or video.



May 2025 Recommendations From Our Library

If you enjoy an escape to the great outdoors either in your mind, in a photo or in fresh air, you will appreciate Jack Reid's "Watercolor for the Fun of It Easy Landscapes" This book offers ways to paint in watercolor no matter where you find yourself in this increasingly stressful world.

Mr. Reid simplifies the equipment, breaks the chapters down into simple subjects that make up all landscapes such as water, trees, mountains, skies, buildings and textures. Follow along with step-by-step demonstrations and enjoy great results.

You'll learn how to prepare a portable painting kit, how to buy and prepare paper, and five basic watercolor painting techniques. Some exercises are simple and require one-two colors only; others are a bit more complicated, requiring a full a palette. Whatever your interest, Mr. Reid invites you to enjoy the experience.

I found his techniques and steps easy to follow and practiced several small paintings. These I plan to gift as cards.

Another book you might find helpful is Jacqueline Penny's "Painting Greeting Cards in Watercolor". She says, "Painting greeting cards is a great outlet for your creativity plus you gain a one-of-a-kind gift for a special occasion."

Upcoming Events

- ◆ May 8 —Watercolor Wakeup, 9AM at Lauranne
- ◆ May 8 —Monthly Meeting - paint along with Sandy Allnock
- ◆ May 20 —Board meeting is at 12pm at South Tulsa Baptist Church
- ◆ May 28 —Painting Studio
- ◆ June 5 —Monthly meeting at 1pm with Sherry Peters (one week early)
- ◆ June 6 —Member Show entry and judging
- ◆ June 12 —Reception and winners announced!!!!
- ◆ June 25 — Painting Studio (see below)
- ◆ October 4 —Art in the Square!

Painting Studio May 28 - 9:00 AM to Noon

A come and go open studio where you can bring projects to work on and get input from others.

paint • draw • visit • observe • learn • ask questions • show-and-tell • have fun

St. Pius X Church Activity Center
1727 S 75th East Ave. Tulsa

GREEN COUNTRY **WATERCOLOR** SOCIETY



Member-Led WORKSHOPS

These almost-free workshops provide great opportunities to learn and expand your skills

June 28 - Kay Hays

Playful Techniques

July 25 - Jo Lynch

Landscapes

September 19 - Sherry Peters

Wet into Wet

November 5 - Jim Buchan

Christmas Card

For More Info:

hello@greencountryws.com

Cost - \$20 per workshop
open to all GCWS members



Programs – If you have suggestions or want to boldly volunteer to conduct a program, contact **Becky Brady:** bradybecky01@gmail.com

Newsletter – Please send information and news items for the newsletter to **Jeanette Hooks:** j-jhooks@cox.net

Facebook and Website – Please send items for the GCWS Facebook page and website to **Becky Brady:** brady-becky01@gmail.com

GCWS Board Members



OFFICERS

President — [Win Noren](#)

Vice President — [Becky Brady](#)

Treasurer — [JoAnn Krueger](#)

Secretary — [Jane Holt](#)

Members at Large — [Jim Buchan](#), [Jo Lynch](#), [Kay Hays](#), & [Robert Freeman](#)

CHAIRS

Communications Chair — [Jim Grisham](#)

Library Chair — [Jim Buchan](#) & [Carolyn Morningstar](#)

Program Planning Chair — [Becky Brady](#)

Show Your Smalls Chair — [Jim](#) & [Donna Grisham](#)

Members Annual Show Chair — [Janet Weldeghebriel](#)

Workshop Chair — [Becky Brady](#)

OTHER POSITIONS

Art in the Square —

Name Tags — [Chris Bolley](#)

Newsletter — [Jeanette Hooks](#) & contributors

Painting Studio at St. Pius X — [Judy Gregg](#) & [Jo Lynch](#)

Publicity — [Mary Lee Weaver](#) & [Jim Grisham](#)

Show Awards — [Terri Neil](#) & [Brenda Leikhus](#)

Website & Facebook — [Becky Brady](#)



Please Note: Everyone is invited to the board meetings on the following dates— May 20, August 26, Nov. [TBA]

- ♦ **Amy Jenkins' first solo show will be August 2025** at the **Lyon Gallery** in the **Bartlesville Community Center**. The reception is **Friday, August 15 from 5:30-7:30 pm** and I'd love to see my friends from Green Country there.
- ♦ There are **Adult Open Studios** scheduled at Arts@302 on 4/25, 5/2, and 5/9 from 10am-8pm. Free for Arts@302 members or \$10 at the door.
- ♦ Announcing two events for **Monte Toon — May 9-10 at the Independence Historical Museum and Art Center**. Following a luncheon on **Friday May 9**, he will give a brief overview of his newest book "Musings of an Artist's Life." A book sales and signing will follow. Also, On **Saturday, 9-3 with an hour lunch**, he will demonstrate painting on two new surfaces, watercolor primed board and canvas.
- ♦ **Watercolor USA 2025** call for submissions. Deadline for entries is May 12th --website: <https://spivaarts.org/annual-exhibits/watercolor-usa-2025/>
- ♦ **Intuitive Abstract Watercolor Workshop** by Gary Johson to be held July 19-20 at ANA Teaching Studio in Rogers, AR. Cost is \$250 for non-members. More details can be found at: <https://artistsnwarkansas.regfox.com/gary-johnson-intuitive-abstract-watercolor-workshop>

Submission's to the Green Country Art Beat can be made to Win Noren— WinNoren@gmail.com or Jeanette Hooks— j-jhooks@cox.net